



# Photo Sharing Services Smartcard



## Photo Sharing - Do's and Don'ts

- Only share photos with people you know and trust. Assume that ANYONE can see, copy, and forward photos you post and share.
- Ensure that your family takes similar precautions with their photos; their privacy and sharing settings can expose your images.
- Avoid posting or tagging images that clearly show your face. Select pictures taken at a distance, at an angle, or otherwise concealed.
- Do not use your face as a profile photo, and do NOT enable Location Services for your smart phone camera or photo sharing app.

## Choosing the Right Photo Sharing Service

Choosing the right photo sharing service for your needs depends both on your intent and your audience. Key questions to ask are:

- Are you sharing photos primarily for yourself, your friends and family, or for public consumption?
- Are your contacts or viewers already using a specific service?
- How much control do you need to maintain over your images? Is the retention of EXIF data problematic?

Your choice of photo sharing service determines the amount of control you retain over your images. All services allow you to remove images, but not all services allow for account deletion. However, deleting your content or your account does not ensure removal from the internet.

Nine popular photo sharing services are described below. Default settings are in bold.

Service	Primary Use	Image Privacy Options	Keeps EXIF?	Location Adding Options (non-EXIF)	Allows Reposting?	Google Indexed?
	Share photos within grouped user environments	Private, Contacts, Family, Friends, <b>Public</b>	<b>Yes</b> , No	Editable location, map based	<b>Yes</b> , No	If Public (can opt-out)
	Social Network	Only Me, Friends, Friends of Friends, <b>Public</b>	No	Free-form text, linked to Facebook page, map based	Yes	If Public
	Share photos from camera enabled mobile devices	Requests to follow must be approved, <b>Public</b>	No	GPS-based device location; Customizable location, text search	No	If third-party apps enabled
	Share photos publicly or privately	<b>Public</b> , Private (optional password protection)	<b>Yes</b> , No	None	Yes	If Public
	Social Network	Only You, <b>Circles</b> , Public	Yes	Editable location, map based	Yes	If Public
	RSS Feed	Requests to follow must be approved, <b>Public</b>	No	Non-editable GPS location for mobile; Text selection for website (city, state)	Yes	If Public
	Enhanced photo sharing in Twitter	<b>None</b> , based on Twitter	No	None	Yes	If Public
	Share concepts and ideas using images	<b>Public</b>	Yes	None	Yes	Yes

### Flickr - Allows detailed control over phone sharing

In upper right, go to Camera > Settings > Privacy & Permissions. Set as follows:

- Who can access your original image files? *Your friends and family or Only you*
- Allow others to share your stuff? *No*
- Who can add you to a photo? *Only You, edit > Remove me from all photos*
- Who can print your photos? *Only you*
- Allow your stuff to be added to a gallery? *No*
- Hide your EXIF data? *Yes*
- Show which application you used for uploading? *No*
- Hide your stuff from public searches? *Check all three*
- Who can see what's on your profile? *Friends and family*
- Who will be able to see, comment on...? *Friends and family*
- Who will be able to see your stuff on a map? *Only you*
- Import EXIF location data? *No*

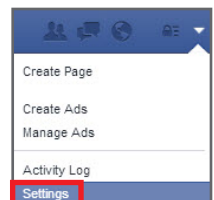
### Facebook - Compresses images & deletes EXIF, increasing private

Go to *Triangle* > Settings > Privacy.

- Who can see your future posts? *Friends*
- Limit the audience for old posts...? *Limit Old Posts*

Then click *timeline and tagging*. Set as follows:

- Who can post on your timeline? *Friends*
- Review posts friends tag you in before they appear on your timeline? *Enabled*
- Who can see posts you've been tagged in on your timeline? *Friends*
- Who can see what others post on your timeline? *Friends*
- Review tags people add to your own posts on Facebook? *On*
- When you are tagged in a post, who do you want to add to the audience if they aren't already in it? *Only Me*
- Who sees tag suggestions when photos that look like you are uploaded? *No One*





# Photo Sharing Services Smartcard



## Instagram - Photos public by default, can be made private

Follow these pictographic instructions for Instagram on the iPhone:

**Check to ensure all posts are private, viewable only to approved**

**Never add your images to Photo**

**Tap on the camera to share your first photo or video.**

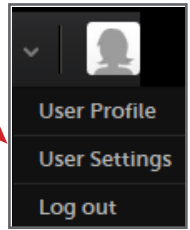
**Posts are Private**

## Photobucket - Allows for password-protected sharing

In the upper right go to *User Settings*. On the *Albums* tab, uncheck all options listed under *Links* except *Link back to albums*.

Under *Privacy* set as follows:

- Allow others to follow me. *Uncheck*
- Allow comments in my albums. *Check*
- Show where my photos were taken. *Uncheck*
- Allow others to copy my photos & videos. *Uncheck*
- When I upload, permanently remove information about where my photos were taken. *Check*



Under *Album Privacy*, for each album choose to either:

- Make *Private* – Only you can view, or
- *Password Protect* – Anyone with the URL link and the password can view

Remember, choose unique passwords for each album

## Google+ - Retains all EXIF, multiple privacy settings

Navigate to *Google+ Dropdown Menu > Settings*.

Under *Photos and Videos*, set as follows:

- Show geolocation information... *Uncheck*
- Allow viewers to download my photos and videos. *Uncheck*
- Find my face in photos and videos... *Uncheck*
- People whose tags of you are automatically approved. *Groups and persons*

**Under Profile, set as follows:**

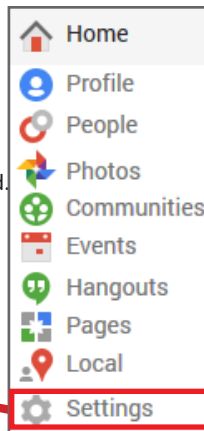
- Show these profile tabs to visitors. *Uncheck all*

**Under Hashtags, set as follows:**

- Add related hashtag from Google... *Uncheck*

**Under Location settings, set as follows:**

- Enable location sharing. *Uncheck*



## Twitter - Removes EXIF, but minimal options to limit visibility

In the upper right, go to *Settings > Privacy*. Match your settings to those shown.

**Check** (Photo tagging: Allow anyone to tag me in photos)

**Check** (Tweet privacy: Protect my Tweets)

**Uncheck** (Tweet location: Add a location)

**Delete existing location info** (Delete all location information)

**Uncheck** (Discoverability: Let others find me by my email address)

## Yfrog Services - Removes EXIF, privacy settings very limited

Yfrog can be used to post links to photos on Twitter and has also become its own social network called Yfrog Social. When using Yfrog with Twitter, go to *Settings* and disable photo tagging.

When using Yfrog Social navigate *Settings >> Account Info* and set the profile to *private*. Individual privacy settings can also be chosen for each picture and album during upload.

People can tag me in Photos  Allow **Uncheck**

yfrog social **Friends Only**

Friends Only  
Business, Friends, Family  
All Groups & The Public

## Pinterest - Retains EXIF, privacy settings very limited

In the upper right go to *Settings* under the drop down menu. Under *Basic Information* turn *Search Privacy On*.

Yes Keep search engines (ex: Google) from showing your Pinterest profile in search results. [Learn more](#)

## Useful Links

- U.S. Army Social Media Roundup <http://dmna.ny.gov/members/geotagging.pdf>
- Washington State Web Wise <http://www.atg.wa.gov/InternetSafety/SharingOnline.aspx>
- Microsoft Safety & Security <http://www.microsoft.com/security/online-privacy/location-services.aspx>
- OnGuard Online <http://www.onguardonline.gov/articles/0033-heads>

